



Washington State Summary

Kitsap Lake Elementary

1111 Carr Blvd.
Bremerton, WA 98312-2212

360.473.4300

Enrollment*

423



3%

English Learners

48%

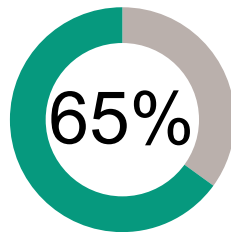
Low Income

Student Performance*

How are we doing getting students to their learning goals?

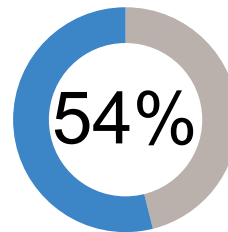


English Language Arts



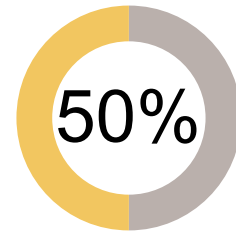
65%

Math



54%

Science



50%

Met grade level standards on state administered tests

How engaged are our students?



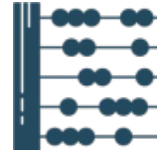
95%

Have Regular Attendance



23%

Have High English Language Arts Growth



33%

Have High Math Growth

About Our Teachers and Classrooms



27

Number of Teachers

44%

Have Master's Degree or Higher

13.3

Average Years Experience



14.7

Number of Students per Teacher

Finances

How much money do we spend on each student?

\$10,399

Staff Salary & Benefits



\$2,530

Non-Personnel Costs

All information is for the 2017-18 school year, unless marked with an * to indicate 2018-19. To see more from the Washington State Report Card, visit WashingtonStateReportCard.OSPI.k12.wa.us/ReportCard/ViewSchoolOrDistrict/101682. If you have questions or comments, contact ReportCardRedesign@k12.wa.us

